PROJECT REFERENCE NO.	SHEET NO.
B-4950	4
R/W SHEET NO.	
ROADWAY DESIGN ENGINEER	HYDRAULICS ENGINEER

NORTH CAROLINA PROFESSIONAL SEAL 040418 ENGINEER JARED W. BOND

NORTH CAROLINA PROFESSIONAL SEAL 036188 ENGINEER WILL WEATHERSBEE

DOCUMENT NOT CONSIDERED FINAL UNLESS ALL SIGNATURES COMPLETED

RS&H

NAD 83/NSRS 2007

8/17/99

-L- CURVE DATA

PI Sta 10+99.98	PI Sta 21+96.81
BK = N 70° 05' 50.1" E	Δ = 1° 10' 35.1" (RT)
Δ = 0° 08' 37.0" (LT)	D = 1° 08' 00.2"
D = 0° 04' 18.6"	L = 103.80'
L = 199.95'	T = 51.90'
T = 99.98'	R = 5,055.27'
R = 79,766.46'	
SE = NC	
RO = SEE PLANS	

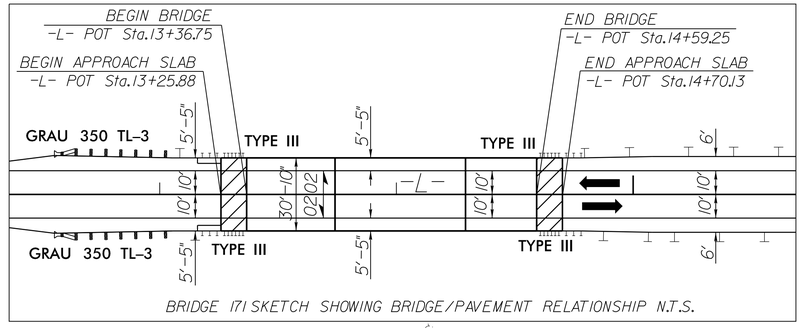

BRIDGE 171 SKETCH SHOWING BRIDGE/PAVEMENT RELATIONSHIP N.T.S.

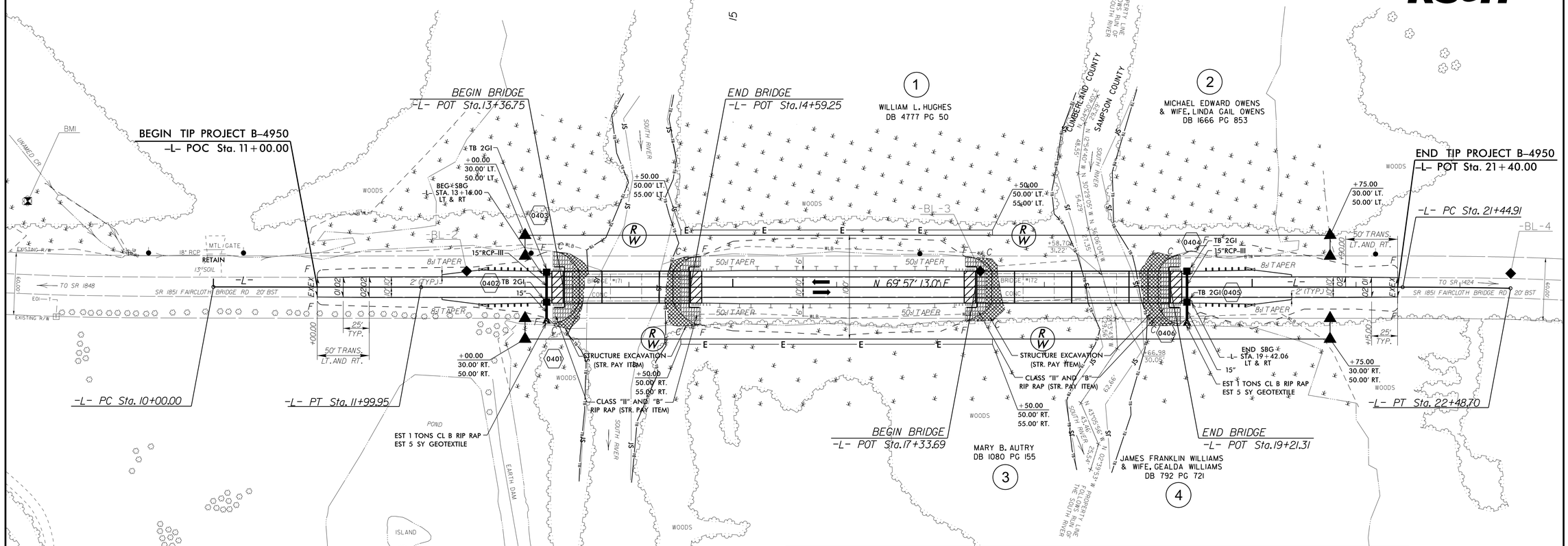



BRIDGE 172 SKETCH SHOWING BRIDGE/PAVEMENT RELATIONSHIP N.T.S.

FOR -L- PROFILE, SEE SHEET NO. 5

FOR STRUCTURE PLANS, SEE SHEETS S1-1 THRU S1-25 & S2-1 THRU S2-26

30-JAN-2017 10:40
R:\Roadway\Proj\B4950_Rdy_psh_4.dgn